

Highlights



Learn more and to book:
visit eastleigh.gov.uk/eastleighWWfest
or call 023 8068 8000

Botley to Manor Farm and Hamble River



19 August



A walk from Botley Centre to Manor Farm and the Hamble River, with a refreshment stop at Manor Farm Café. Stop at points of interest along the route to learn about the local history.

Layers of the land



23 and 28 August

Through slow walking, mindful observation, journaling, and collage, you'll be invited to connect with the textures, rhythms, and hidden stories of the land.

Noise in the frame



24 and 31 August



Immerse yourself in a hands-on workshop using a pinhole camera. Capture ambient sounds, instant reference shots, and learn to use your smartphone to capture sound, notes and more.

Puppetry walk and workshop



26 August and 9 September



A relaxed social walk exploring Boorley Green, followed by an interactive workshop introducing participants to the wonderful world of puppetry.

Paralympian walk and talk



16 August and 10 September



Take an easy accessible stroll around Eastleigh Town Centre and talk with the inspiring Peter Hull MBE, triple gold medal Paralympian.

Sketch book walks



11 and 12 September



Collect, photograph and draw objects from the natural world to create a unique story of your journey in a small concertina sketchbook.



Eastleigh Borough Council and Hampshire County Council have funded Sustrans, the walking and cycling charity, to provide this amazing 30-day programme.

They have partnered with local organisations and artists to provide led and self-led routes to explore by foot, wheelchair and mobility aid with a range of themes, lengths, locations and access needs.

We hope it inspires peoples' everyday journeys and connects you to your local area and green spaces. Walking is one of the simplest and most effective ways to boost health as it:

- improves heart health, supports weight management and helps regulate blood sugar
 - strengthens muscles and bones
 - reduces anxiety, lifts mood and connects people
- ...plus, it's free, low-impact, and you can do it anywhere!

Funded by



Image credit: Sustrans


Walk. Wheel. Connect.
14 August - 14 September

Explore your local area and discover the joys of moving under your own steam, with **puppetry to photography, nature to wellbeing** – there's a **FREE** activity for everyone!

Highlights


★ **Careering through time:** **A solve-along-railway adventure**

M
14 August

 The Point presents: Something has gone awry at the National Fantastical Hamble Ramble Railway Line, Hamble's only time-travelling railway. The conductor is enlisting the passenger's help to set things right. A (2hr) self-led walk solving puzzles along the way.


★ **Nature in the everyday:** **exploring the overlooked**

M
14 August and 7 September

 Join artist and amateur herbalist Lucie Smith for a creative, mindful and informative walk. Learn to identify common plants and record your findings through drawing.

Nature and woods explorer

M
14 August





 Enjoy a walk through the woods with a chance to take photos, and enjoy the stream and nature.

M **Abbey Architectural memory walk:** **exploring the ruins of Netley Abbey** **through storytelling and the senses**

★ **17 August and 11 September**

Explore Netley Abbey on this heritage-art-nature walk with artist and researcher Lucie Smith. Use touch, sound, smell and sight to investigate the tales and lore of the Abbey.

Programme of activity

Theme	Date	Time	Location	Grade	Distance
Careering through time 	★ 14 Aug	Various	Royal Victoria Country Park	M	3.4km
Nature and woods explorer 	14 Aug	10am - 11.30am	Boyatt Wood	M	4.3km
Nature in the everyday 	★ 14 Aug	11am - 1pm	Hamble Train Station	M	2.5km
Three lakes walk and wheel  	16 Aug	10.30am - 11.30am	Lakeside Country Park	M	2.7km
Paralympian walk and talk  	16 Aug	2pm - 3.30pm	Eastleigh Town Centre	E	1.6km
Abbey architectural memory walk	★ 17 Aug	10.30am - 1pm	Netley Train Station	M	3.5km
Nature treasure hunt and quiz 	19 Aug	10.30am - 12pm	Itchen Valley Country Park	M	3.9km
Botley to Manor Farm and Hamble River 	19 Aug	2pm - 4pm	Botley Centre	H	6km
Hiltingbury and Cuckoo Bushes social walk	20 Aug	10.30am - 11.30am	The Hilt, Hiltingbury	M	1.7km
The forest of curiosity 	★ 21 Aug	11am - 1pm	Bursledon Station	M	4km
Layers of the land	★ 23 Aug	9am - 11am	Hamble Train Station	M	4km
Noise in a frame - photography workshop 	★ 24 Aug	11.30am - 1.45pm	Hamble Primary School	M	4.2km
Hamble and Hamble Common nature walk	26 Aug	10.30am - 12pm	Hamble	H	3.9km
Puppetry walk and workshop  	★ 26 Aug	2pm - 4pm	Boorley Green Centre	M	2.3km
Plaques and plinths 	27 Aug	10.30am - 12pm	Eastleigh Town Centre	M	3km
North Stoneham war memorial	28 Aug	10.30am - 12pm	Places Leisure Eastleigh	M	4.3km
Layers of the land	★ 28 Aug	9am - 11am	Hamble Train Station	M	4km
Hiltingbury and Cuckoo Bushes social walk	29 Aug	10.30am - 11.30am	The Hilt, Hiltingbury	M	1.7km
Noise in a frame - photography workshop 	★ 31 Aug	11.30am - 1.45pm	Hamble Primary School	M	4.2km
Hamble River meander  	2 Sept	10.30am - 12pm	Lower Swanwick	M	2.3km
Accessible nature walk  	2 Sept	10.30am - 11.30pm	Lakeside Country Park	E	1.6km
Guided sensory photography	★ 3 Sept	11am - 1pm	Weston Parade Car Park	M	3.2km
Hiltingbury Lakes walk 	4 Sept	10.30am - 11.30am	Lake Road, Hiltingbury	M	2.5km
Plaques and plinths 	4 Sept	2pm - 3.30pm	Eastleigh Town Centre	M	3km
Nature treasure hunt and quiz 	5 Sept	10.30am - 12pm	North Stoneham	M	3.5km
Nature in the everyday 	★ 7 Sept	11am - 1pm	Hamble Train Station	M	4km
Puppetry walk and workshop  	★ 9 Sept	10am - 12pm	Boorley Green Centre	M	2.3km
Puppetry walk and workshop  	★ 9 Sept	2pm - 4pm	Boorley Green Centre	M	2.3km
Paralympian walk and talk  	10 Sept	11am - 1.30pm	Lakeside Country Park	E	1.6km
Abbey architectural memory walk	★ 11 Sept	10.30am - 1pm	Netley Train Station	M	3.5km
Sketch book walk 	★ 11 Sept	1pm - 3pm	Hedge End Train Station	M	2.4km
Sketch book walk 	★ 12 Sept	10am - 12pm	Hedge End Train Station	M	2.4km

Key

Walk grade
Easy **Medium** **Hard**

 Accessible

★ Creative walk

 Child friendly (Age ranges apply)

 Nature walk

 History walk



Learn more and to book

visit eastleigh.gov.uk/eastleighWWfest
 or call 023 8068 8000