



Leisure Facilities in Eastleigh for you...



Key

To help you find what activities each centre offers we have provided a simple key.

Please use the key to identify what activities are provided. Other helpful information is also provided i.e. whether memberships are available.

If you have any queries please do not hesitate to contact any of the centres for further information.

■ Activities



Archery



Badminton



Basketball



Bowling



Canoeing



Cricket



Cycling



Dance studio



Fishing



Free weights



Football



Golf



Gym



Gymnastics



Hockey



Horse riding



Mini rail



Netball



Paddling pool



Putting green



Rugby



Sailing



Skate park



Squash



Swimming



Tennis



Walking

■ General facilities



Catering



Barbecue



Creche



Disabled facilities



Flood lights



Membership



Opening times



Parking



Pavilion/Clubhouse



Picnic area



Play area



Sauna



Shops



Showers and changing rooms



Toilets

To the best of our knowledge information contained in this directory is correct at time of print.

Photography by Paul Carter, Bruce Williams and Roy Stoliday.



“I am delighted to be supporting this comprehensive publication for the local community. In the last 5 years Eastleigh Borough Council and its partners have worked tirelessly to create some of the most envied and accessible sports facilities in the South of England. I hope that this directory encourages you to become active in a nearby facility and achieve your personal goals.”

Sally Gunnell.

Sally Gunnell OBE



Contents

| | |
|--|-------|
| Introduction | 4-5 |
| Leisure facilities in Chandler's Ford & Hiltingbury | 6-7 |
| Leisure facilities in Eastleigh | 8-15 |
| Map | 16-17 |
| Leisure facilities in Bishopstoke, Fair Oak & Horton Heath | 18-19 |
| Leisure facilities in Hedge End, West End & Botley | 20-25 |
| Leisure facilities in Bursledon, Hamble-le-Rice & Hound | 26-29 |
| Contribution table | 30-31 |

Introduction

In April 2002, Eastleigh Borough Council launched its Sport and Recreation Strategy for the Borough.

The ultimate aim of the strategy was to increase the levels of participation of the whole borough community in sport and recreation. The Council realised that to achieve this aim it must ensure a top quality range of sport, fitness and recreation facilities became available within a convenient distance of everyone's home. That is why over the last 3 years we have focused our efforts into creating new sport opportunities and improving those that were in need of updating. With its many partners, the Council embarked upon the most ambitious programme of sports development ever seen in the borough, jointly investing a total of £16.9 million in new and improved facilities.



Now that we have done the work of providing such a superb range of sports venues we wish to invite you to go out and try them! These facilities were provided specifically for your enjoyment and well being. If you are already regularly using one or more of the superb facilities, thank you. If you are not a regular participant in sport and recreation, there has never been a better time to start.

Over the following pages, we are sure that you will find something near to your home that provides for an activity that interests you. If there is some sport or recreation activity that you cannot find in this directory – let us know and we will try to find something to suit your needs and interests!

This directory contains details of every indoor and outdoor sport and recreation venue in Eastleigh Borough that is open to the public without the need to become a private club member. In other words, everything you see in these pages is available for you to use. All you have to do is ring or e-mail the contacts given to book a convenient time and you can be pursuing your chosen activity.





These facilities are meant for everyone – including you! You don't have to be a superstar athlete to get involved. No matter what your age, ability, gender, race, religion, shape or size, we want everyone to be able to enjoy taking part in sport and having a happy and healthy leisure experience. If you have a particular special need, you should find your need accommodated for – and again, if not, we'll see what we can do.

With our partners we have sought to keep prices as reasonable as possible in order to attract as much use as possible. Concessions are available at several facilities for certain groups.

There are no excuses any more, so get out and get active – it's good for you!

A handwritten signature in black ink, appearing to read "Keith House". The signature is fluid and cursive.

Keith House
Council Leader, Eastleigh Borough Council

A handwritten signature in black ink, appearing to read "Alan Broadhurst". The signature is fluid and cursive.

Alan Broadhurst
Cabinet Member for Leisure, Eastleigh Borough Council

Chandler's Ford & Hiltingbury



Hiltingbury Recreation Ground

Hiltingbury Road
Chandler's Ford
Eastleigh

Tel 023 8068 8203



With funding from the Football Foundation and Eastleigh Borough Council the facility has undergone significant improvement.

The newly re-furbished pavilion now has social facilities capable of holding up to 40 people.

The changing rooms have also been upgraded and include four fully accessible areas with toilets and showers.

The facility includes one full size and four mini soccer pitches together with four all weather tennis courts and a cricket wicket. The playing surfaces have been upgraded with help from a £120,000 grant from Sport England. There is also a purpose built skate park and an exciting new play area.



For opening times please contact the ground.



Fryern Recreation Ground

Greenways
Chandler's Ford
Eastleigh

Tel 023 80 688 203

This community site consists of 14 acres of public recreation land.



For opening times please contact the ground.



Thornden School

Winchester Road
Chandler's Ford
SO53 2DW

Tel 023 8026 9722

Fax 023 8026 8393

Email info@thornden.hants.sch.uk



For opening times please contact the school.



Eastleigh



Bishopstoke Recreation Ground (The HUB)



Bishopstoke Road
Eastleigh
SO50 6LA

Tel 023 8064 7090

Web www.eastleigh.gov.uk/thehub

Email amy@thehubyouth.plus.com

The Hub is a new £1.6 million sports hall and pavilion at Bishopstoke Recreation ground. The centre provides a base for local sports groups and clubs including The Capital Youth Club and Eastleigh Rugby Club, as well as new facilities for the whole community.

Indoors there is a fully sprung fitness studio and a sports hall with two badminton courts.

The changing areas are all fully accessible with toilets and showers.

Cricket, football, rugby and tennis are among the wide variety of outdoor activities available. The new bar and function room can hold up to 200 people and is available for private hire.

There is parking for up to 50 cars, however, charges apply.



For opening times please contact the ground.



Chandler's Ford Golf Academy

Chestnut Avenue
Eastleigh
SO50 5BT

Tel 023 8061 4111

Fax 023 8061 4111

Email clive.staddon@ntlworld.com



For opening times please contact the centre.



“ I love using The Hub because it has a wide range of equipment and is always very friendly ”



Fleming Park Leisure Centre & Golf Course

Passfield Avenue
Eastleigh
Hampshire
SO50 9NL

Leisure Centre

Tel 023 8068 4800
Fax 023 8062 9248
Web www.flemingparkleisurecentre.co.uk
Email enquiries@flemingparkleisurecentre.co.uk

Golf Course

Tel 023 8061 2797
Web www.flemingparkgolfcourse.co.uk
Email enquiries@flemingparkgolfcourse.co.uk

Fleming Park facilities include the Leisure Centre, Park, Golf Course and Bowling Greens.

Leisure Centre

Leisure Centre indoor facilities include a fully supervised 6000 square foot gym and cardio theatre with TV screens. There are separate resistance and advanced cardiovascular equipment sections and the centre hosts an extensive range of exercise classes including indoor cycling, body jam, boxercise and body combat.



There is an eight badminton court main hall together with a new hall suitable for tennis, 5-a-side football and indoor hockey. Four squash courts are also available.

A comprehensive selection of swimming lessons for all abilities are available at the swimming pools.

A health suite including sauna and steam room are on site plus a beauty salon (H2O).

Creche facilities are available.

There is a Cafe and a Sports Bar within the centre.

Outdoor facilities include a variety of new floodlit all weather pitches together with mini and full size grass pitches and four outdoor all-weather hard courts.

Park

A play area and paddling pool complete with water features are available outdoors.

Golf Course

The 18 hole golf course and practice area covers 4,367 yards and has been improved dramatically over the last three years. In partnership with Eastleigh Borough Council a modern two level clubhouse with restaurant, bar, changing facilities and shop has been built.

The onsite professional shop provides a hire service for those players without clubs or trolleys. Lessons are available from qualified golf professionals. Tee times are available on a pay and play basis.

Bowling Green

The facilities are available on a pay and play basis. There is a six-lane green gauge all-weather and a six-lane grass green.

The all weather bowling green is home to Parkside Bowling Club and the grass green is home to Fleming Park Bowling Club. For people wanting to join a club please contact Fleming Park Leisure Centre.

Social facilities include a bar and function room, both are available for hire. Fully accessible male and female changing facilities are available.



For opening times please contact the centre.

Crestwood School

Shakespeare Road
Boyatt Wood
Eastleigh
SO50 4FZ



Tel 023 8064 1232 (Main School)
Tel 023 8064 2419 (Community Office)
Web www.crestwood.school.hants.gov.uk
Email adminoffice@crestwood.hants.sch.uk



For opening times please contact the school.

Doncaster Farm Recreation Ground

Chestnut Avenue
Eastleigh



Tel 023 8068 8203
Web www.eastleigh.gov.uk/ebc-1530
Email sportspitches@eastleigh.gov.uk



For opening times please contact the ground.





“ I have followed the club for a number of years and have always been entertained by the high standard of football ”

Eastleigh Football Club

Sparshatts Stadium
Stoneham Lane
Eastleigh
SO50 9HT

Tel 023 8061 3361
Web www.eastleighfc.net
or www.eastleighyfc.co.uk (youth section)
Email eastleighfc@btconnect.com



For opening times please contact the club.

Indoor Soccer Zone (ISZ)

Barton Park Industrial Estate
Chickenhall Lane
Eastleigh
SO50 6PR

Tel 0870 7668421
Web www.indoorsoccerzone.co.uk
Email reception@tisz.co.uk



The Indoor Soccer Zone is Hampshire's most advanced indoor soccer venue. The pitches are housed within a floodlit, climate controlled building. The ISZ is run by F.A. qualified coaches.



For opening times please contact the centre.



Lakeside Country Park



Wide Lane
Eastleigh
SO50 5PD

Tel 023 8061 7882

Fax 023 8061 7882

Web www.eastleigh.gov.uk/ebc-1531

Email lakeside@eastleigh.gov.uk

There is a pavilion with public toilets, changing rooms and showers for water-sports users.

There is a miniature railway operating rides throughout the year. Cafe facilities are situated in the station building.



Park open 24 hours a day, 365 days a year.

The Weights Room Health and Fitness Centre



237 Chamberlayne Road
Eastleigh
SO50 5HX

Tel 023 8065 2527

Web www.theweightsroom.co.uk



For opening times please contact the centre.

Wide Lane Sports Complex

Wide Lane Pavilion
 University of Southampton Sports Ground
 Wide Lane
 Eastleigh
 SO50 5PE

Tel 023 8059 6878

Web www.sportrec.soton.ac.uk/index.html

Email ad3@soton.ac.uk



The Borough Council's Sport and Recreation Strategy (2002-07) identified a significant shortfall of sport pitches in Eastleigh. To address this, Eastleigh Borough Council has worked in partnership with the University of Southampton and the Football Foundation to develop a new modern sports complex at Wide Lane.

The complex features a bar and meeting rooms all available for private hire.

Indoors there is a sports pavilion with 24 fully accessible changing rooms.

The 76-acre site opened in October 2005 has grass pitches for American football, baseball, cricket, football, lacrosse and rugby, a sand-based artificial pitch for hockey, and a full size rubber-crumb pitch. There are also eight floodlit all weather tennis courts.

Wide Lane is host to a number of clubs and organisations including the highly successful Eastleigh & District Mini Soccer League.



For opening times please contact the centre.



Leisure Facilities in Eastleigh for you...

Chandler's Ford & Hiltingbury

- ① Hiltingbury Recreation Ground
- ② Fryern Recreation Ground
- ③ Thornden School

Eastleigh

- ④ Bishopstoke Recreation Ground
- ⑤ Chandler's Ford Golf Academy
- ⑥ Fleming Park Leisure Centre
- ⑦ Crestwood School
- ⑧ Doncaster Farm Recreation Ground
- ⑨ Eastleigh Football Club
- ⑩ Indoor Soccer Zone
- ⑪ Lakeside Country Park
- ⑫ The Weights Room
- ⑬ Wide Lane Sports Complex

Bishopstoke, Fair Oak & Horton Heath

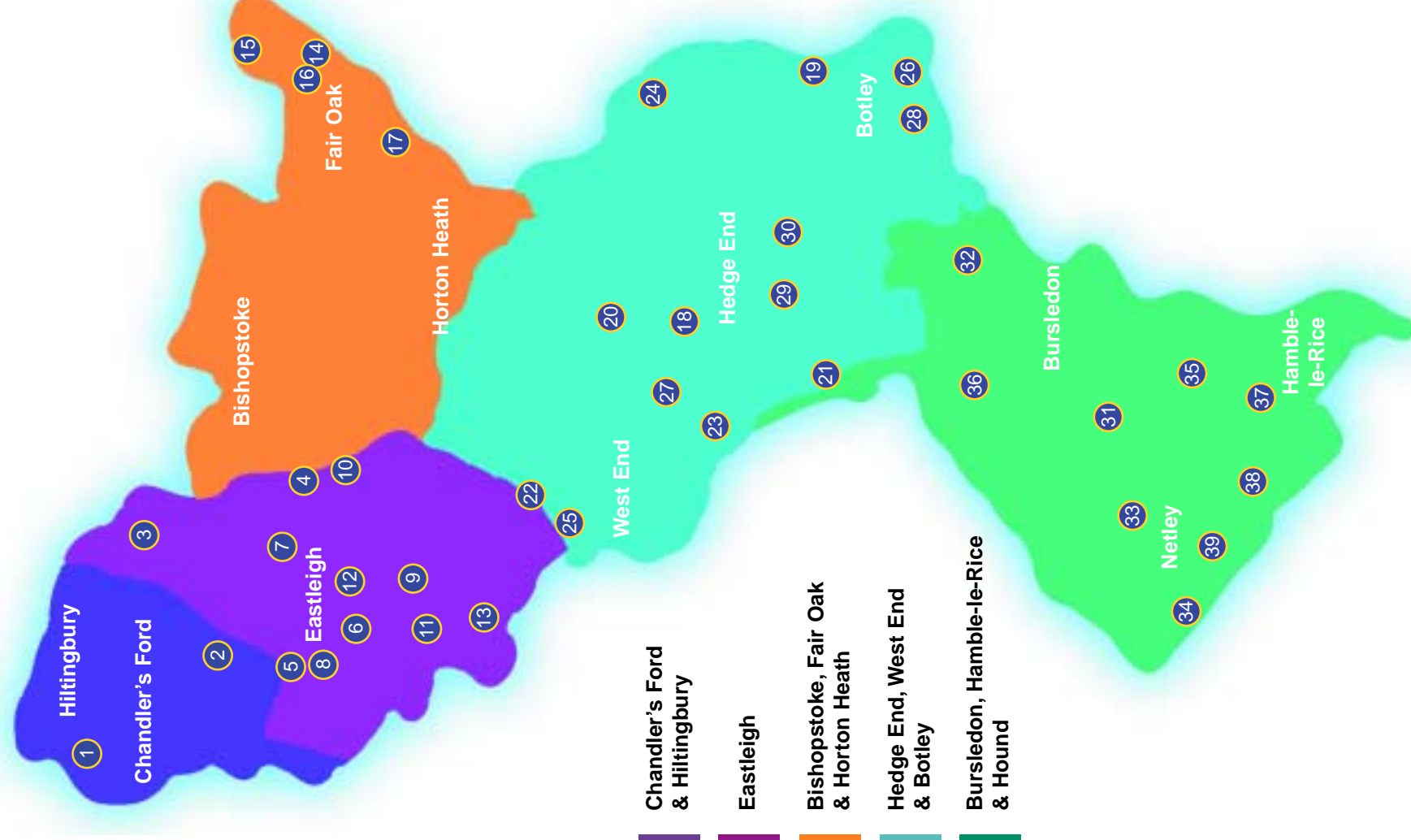
- ⑭ Wyvern Leisure Centre
- ⑮ East Horton Golf Centre
- ⑯ Fair Oak Squash Club
- ⑰ Lapstone Farm Recreation Ground

Hedge End, West End & Botley


- ⑱ Wildern Leisure Centre (Wil-power)
- ⑲ Botley Recreation Ground
- ⑳ Cutbush Lane Recreation Ground
- ㉑ Greta Park Recreation Ground
- ㉒ Gleneagles Riding & Training Centre
- ㉓ Hedge End Golf Centre
- ㉔ Norman Rodaway Sports Ground
- ㉕ Ithen Valley Country Park
- ㉖ Manor Farm Country Park
- ㉗ The Hampshire Rose Bowl
- ㉘ Queen Elizabeth Activities Centre
- ㉙ Turnpike Way Recreation Ground
- ㉚ Woodhouse Lane Recreation Ground

Bursledon, Hamble-le-Rice & Hound

- ⑳ Hamble Community Sports Complex
- ㉑ Bursledon Recreation Ground
- ㉒ Butlocks Heath Recreation Ground
- ㉓ Castle Recreation Ground
- ㉔ College Playing Fields
- ㉕ King George V Recreation Ground
- ㉖ Mount Pleasant Recreation Ground
- ㉗ Royal Victoria Country Park
- ㉘ Station Road Recreation Ground



Bishopstoke, Fair Oak & Horton Heath



14

Wyvern Leisure Centre

Botley Road
Fair Oak
Eastleigh
SO50 7AN

Tel 023 8069 2678

Fax 023 8060 2932

Web www.wyvern.hants.sch.uk

Email activate@wyvern.hants.sch.uk



The centre is home to Activate, a state of the art fully inclusive health and fitness suite that includes 30 aerobic and resistance based workstations. It is a purpose built facility that was made possible by grants from Hampshire County Council, Sport England and Eastleigh Borough Council. Activate offers a wide range of exercise classes. Fully accessible changing facilities are available including two saunas.

Registered as an Inclusive Fitness Initiative (IFI) site. The IFI works with fitness facilities across England to ensure that disabled people can access a range of inclusive physical activity opportunities.

Indoor facilities include a dance studio and a sports hall.

Outdoor facilities include floodlit courts, a rubber crumb football pitch, a multi-use games area and cricket wicket.

Refreshments are available from the coffee shop.



Memberships are available on a monthly or yearly basis.



Open daily. For times please contact the centre.

East Horton Golf Centre

Mortimers Lane
Fair Oak
Eastleigh
SO50 7EA

Tel 023 8060 2111

Web www.easthortongolf.co.uk

Email info@easthortongolf.co.uk



For opening times please contact the centre.

Fair Oak Squash Club

Campbell Way
Fair Oak
SO50 7AX

Tel 023 8069 5107

Web www.hants.org.uk/fairoaksquash/



For opening times please contact the club.

Lapstone Farm Recreation Ground

Fair Oak
Pavilion Close
Fair Oak

Tel 023 8069 2403



For opening times please contact the ground.

Outdoors there is a floodlit multi-use games area plus two football pitches and tennis courts.



The centre offers casual and full membership options.



Open daily. For times please contact the centre.

Botley Recreation Ground

High Street
Botley
Southampton



Tel 01489 780440 bookings for football and cricket pitches.

Tel 01489 786964 bookings for tennis courts.



For opening times please contact the ground.

Cutbush Lane Recreation Ground

Atlantic Park View
West End
Southampton



Tel 023 8046 2371



For opening times please contact the ground.

Greta Park Recreation Ground

Upper Northam Road
Hedge End
Southampton
SO30 4DY



Tel 01489 780440



For opening times please contact the ground.

22

Gleneagles Riding & Training Centre



Allington Lane
West End
Southampton
SO30 3HQ

Tel 023 8047 3164

The centre caters for people of all abilities and has 40 horses and ponies.



For opening times please contact the centre.

23

Hedge End Golf Centre



Upper Northam Road
Hedge End
Southampton
SO30 4EA

Tel 01489 773890

Fax 01489 797657

Web www.hedgeendgolfcentre.co.uk

Email info@hedgeendgolfcentre.co.uk

Fully floodlit contoured practice range open all year.



For opening times please contact the centre.

24

Norman Rodaway Sports Ground



Heath House Lane
Hedge End
Southampton
SO30 0LE

Tel 01489 780440



For opening times please contact the ground.

Itchen Valley Country Park

High Wood Barn
Allington Lane
West End
Southampton
SO30 3HQ

Tel 023 8046 6091
Fax 023 8047 6987
Web www.eastleigh.gov.uk/ebc-1477
Email ivcp@eastleigh.gov.uk



Park grounds are open all year from 08.30 to dusk.

For Visitor Centre opening times please contact the park.



Manor Farm Country Park

Brook Lane
Botley
Southampton
SO30 2ER

Tel 01489 787055
Fax 01489 790357
Web www.hants.gov.uk/countryside/manorfarm



Park grounds are open all year in daylight hours.

For farm opening times please contact the park.

The Hampshire Rose Bowl



Botley Road
West End
Southampton
SO30 3XH

Tel 023 8047 2002

Fax 023 8047 2122

Web www.hampshire.cricket.org

Email enquiries.hants@ecb.co.uk

The Rose Bowl, home to Hampshire Cricket is a stunning 150-acre purpose built facility dedicated to sport, entertainment and leisure with a 9000 all-seat stadium.

There is a 9-hole golf course complete with computer irrigation system ensuring that it remains in peak condition.

The centre offers a wide and varied programme that is available to non-members, however membership options are available on request.

Conferencing and banqueting is available and the social facilities can be hired.



For opening times please contact the Rose Bowl.





“ I love coming here, the facilities are fantastic ”

Queen Elizabeth Activities Centre

Pylands Lane
Bursledon
Southampton
SO31 1BH
Tel 02380 404844



28

The centre caters for people with both physical and learning impairments and offers a wide of adventurous activities including canoeing, sailing and archery.



For opening times please contact the centre.

Turnpike Way Recreation Ground

Turnpike Way
Hedge End
Southampton
SO30 4DW
Tel 01489 780440



29



For opening times please contact the ground.

Woodhouse Lane Recreation Ground

Woodhouse Lane
Hedge End
Southampton
SO30 2EZ
Tel 01489 780440



30



For opening times please contact the ground.

Bursledon, Hamble-le-Rice & Hound



31

Hamble Community Sports Complex

Satchell Lane
Hamble
Southampton
SO31 4NE

Tel 023 8045 2321

Fax 023 8045 2913

Web www.hamblesportscomplex.com

Email hamblesportcmplx@aol.com



This £3 million sports complex is open to the public and offers a wide range of excellent facilities.

Indoors is a sports hall, dance studio, fully equipped gymnastic high-performance centre and a fitness suite complete with two specific wheel-chair friendly exercise machines.

A range of equipment is available for hire.

The 20m 4 lane swimming pool is the perfect place to swim, the deep end is 1.97m and the shallow end 1.2m. A fully qualified RLSS Pool Lifeguard is on duty at all times. There is a public viewing area with vending machine facilities.

The building includes two ground-floor disabled changing rooms (with full shower, toilet, sink and emergency facilities), a lift to the first floor, wide corridors and a disabled changing room in the swimming pool area. In total there are eight fully accessible changing facilities with toilets and showers, there is also a ten person sauna.

Outdoors there are numerous pitches for football and rugby including a floodlit artificial turf pitch, there is also an artificial cricket wicket.

Membership options are available if requested.



For opening times please contact the centre.

Bursledon Recreation Ground

Long Lane
Bursledon

Tel 023 8040 7535



For opening times please contact the ground.

Butlocks Heath Recreation Ground

Woolston Road
Hound
Southampton
SO31 5FR

Tel 023 8045 3732




For opening times please contact the ground.



“ I’ve been doing gymnastics since I was five and my aim is to make the British team at the 2012 London Olympics ”

“ I feel fitter now than I did when I was fifty ”



Castle Recreation Ground

Victoria Road
Netley Abbey
Southampton
SO31 5AF

Tel 023 8045 3732



For opening times please contact the ground.

College Playing Fields

Baron Road
Hamble
Southampton
SO31 4RN

Tel 023 8045 3422

Fax 023 8045 7114



For opening times please contact the playing fields.

King George V Recreation Ground

Pound Road
Old Netley
Southampton

Tel 023 8045 3732



For opening times please contact the ground.

34

35

36

Mount Pleasant Recreation Ground

Hamble Lane
Hamble
Southampton

Tel 023 8045 3422
Fax 023 8045 7114



For opening times please contact the ground.

Royal Victoria Country Park

Netley Abbey
Southampton
SO31 5GA

Tel 023 8045 5157
Fax 023 8045 2451
Web www.hants.gov.uk/countryside/rvcp



For opening times please contact the ground.

Station Road Recreation Ground

Queens View
Netley Abbey
Southampton
SO31 5EB

Tel 023 8045 3732



For opening times please contact the ground.

Contribution Table

This table shows the contributions made to facilities from Eastleigh Borough Council and various partners.

| Project | Total Cost (£) | EBC Contribution (£) | Partner Name | Partner contribution (£) |
|--------------------------------|-------------------|----------------------|--|--------------------------|
| Bishopstoke Pavilion (The Hub) | 1,648,000 | 1,520,300 | Capital Youth Club | 127,700 |
| Bishopstoke Tennis Courts | 50,000 | 50,000 | | |
| Crestwood Playing Pitches | 178,500 | 31,000 | Football Foundation | 52,000 |
| | | | Hampshire County Council* | 95,500 |
| FPLC** Artificial Turf Pitch | 639,000 | 300,000 | Football Foundation | 339,000 |
| FPLC** Bowls Pavilion | 183,500 | 183,500 | | |
| FPLC** Bowls Scarpa Green | 42,000 | 42,000 | | |
| FPLC** Phase 1 | 1,119,000 | 1,019,000 | DC Leisure | 100,000 |
| FPLC** Tennis Courts | 168,600 | 168,600 | | |
| Hamble Gymnasium | 1,109,963 | 63,000 | Sport England | 764,463 |
| | | | Hampshire County Council | 180,000 |
| | | | Dynamo School of Gymnastics | 90,000 |
| Hamble Sports Centre | 2,896,295 | 100,000 | Sport England | 1,986,295 |
| | | | Hampshire County Council | 350,000 |
| | | | Hamble Parish Council | 50,000 |
| | | | British Petroleum | 100,000 |
| | | | Hamble Old Boys | 10,000 |
| | | | Hampshire Playing Fields Association | 12,500 |
| | | | Hampshire County Council | 300,000 |
| Hiltingbury Pavilion | 328,000 | 160,000 | Football Foundation | 168,000 |
| Hiltingbury Playing Pitches | 199,000 | 72,000 | Sport England | 127,000 |
| Wide Lane | 4,300,000 | 1,000,000 | University of Southampton | 2,300,000 |
| | | | Football Foundation | 1,000,000 |
| Wildern Sports Centre | 2,143,000 | 1,832,000 | Hampshire County Council | 231,000 |
| | | | Hedge End Town Council | 50,000 |
| | | | West End Parish Council | 15,000 |
| | | | Botley Parish Council | 15,000 |
| Wildern Artificial Turf Pitch | 197,000 | 47,000 | Football Foundation | 129,000 |
| | | | Hampshire County Council | 21,000 |
| Wyvern Artificial Turf Pitch | 239,000 | 35,000 | Football Foundation | 135,000 |
| | | | Hampshire County Council | 69,000 |
| Wyvern Sports Centre | 1,500,000 | 300,000 | Hampshire County Council | 650,000 |
| | | | Fair Oak & Horton Heath Parish Council | 30,000 |
| | | | Bishopstoke Parish Council | 20,000 |
| | | | Sport England | 500,000 |
| Totals | 16,940,858 | 6,923,400 | | 10,017,458 |

**FPLC – Fleming Park Leisure Centre.

* Hampshire County Council represents both the authority contributions and the respective contributions from the individual schools of Wildern, Wyvern, Hamble and Crestwood.



Countryside & Recreation Services

Civic Offices

Leigh Road

Eastleigh SO50 9YN

Tel: 023 8068 8188 / 023 8068 8489

Email: sportandrecreation@eastleigh.gov.uk

www.eastleigh.gov.uk