

Parkwise

Parking safely near your school



Why should you PARKWISE?

As a driver **you have a responsibility** to stop and think about whether you are parking in a safe and considerate manner. If you are not you could be endangering a child's life.

Eastleigh Borough Council, the Police and other partners work hard to keep the roads safe for all road users, keep traffic moving and enforce parking restrictions.



Is your school PARKWISE?


Through the success of School Travel Plans, parents, teachers and pupils are making an effort to reduce car trips to and from the borough's schools. Using alternatives to the car when travelling to school helps to provide pupils with regular physical exercise, reduces congestion outside the school and helps improve safety for all.

However, it is appreciated that for some people driving to school is the only realistic option and, as a result, cars are parked in the vicinity of schools. This leaflet aims to explain to everyone who travels to and from school by car how to park safely and considerately and become PARKWISE.

Who can park in the school grounds?

There are no parking spaces for parents within the school grounds. The only people eligible to park within the school grounds are:

- Teachers
- Support staff
- External visitors
- Those with disabilities and/or who have special prior arrangements made with the school



Did you know: Walking to and from school can contribute to your child's one hour of moderate activity a day as recommended by the British Heart Foundation.

Eastleigh Borough Council Parking Enforcement Team

Since October 2004 Eastleigh Borough Council has been responsible for the enforcement of certain on-street parking restrictions in the borough. Civil Enforcement Officers do regular morning and afternoon checks at schools in the borough and will issue Penalty Charge Notices (PCN's) for:

- Stopping on school zig zags
- Parking on double yellow lines
- Parking in residents and disabled parking bays where a valid badge is not displayed
- Parking in taxi ranks
- Parking outside marked bays
- Staying too long in time limited waiting areas
- Failing to pay and display a valid parking ticket where there is a parking charge

Penalty Charge Notices

A Penalty Charge Notice (PCN) is issued by Eastleigh Borough Council's Civil Enforcement Officers when a vehicle is parked in a contravention of a parking or waiting restriction either on the highway or in a car park.

The Police

The Police have a duty to enforce other traffic offences, which can result in penalty points being issued on your Driving License. These include:

- Dangerous parking
- Causing obstruction
- Parking on pedestrian crossings
- Other traffic offences

11 Ways you can be PARKWISE

Never park on the zig zags, this area needs to be kept clear as it is the busiest entrance to the school.

Try and park at least 15m from a road junction. This makes it safer for children to see cars approaching, for cars to see children crossing and helps maintain the flow of traffic.

Don't park on yellow lines. These restrictions are there to prevent cars parking in dangerous locations, and in areas that could restrict vehicle movements.

Avoid parking inside the school gates as this is designed to be a safe area for children to access the school buildings.

Never park on the footways and verges as this damages the verges and obstructs the footway causing parents and children to have to walk out into the road.

Be courteous and don't park in front of residential driveways. THINK, if it were your driveway, would you like someone else blocking it?

Don't park over bus stops or bus lay-bys because you could endanger the safety of those using public transport and restrict the movement of the bus on its approach and when its ready to leave.


Never double park as this can block the road making it difficult for drivers to see pedestrians when they are trying to cross the road.

Don't rush your journey to and from school, the entrance to the school is busy and requires your full attention. Leave with enough time to allow for the journey length.

"Just this once" and "we're running late today" are NOT valid excuses.

When parking ensure that you're not parked in a location which could restrict emergency vehicle access to surrounding properties.

Lets all work together to make the school entrance a safer place to be



Did you know: Every school in Eastleigh Borough has a School Travel Plan to reduce the number of pupils travelling to school by car on their own.

Park & Stride



If driving to school is the only option see how you can help make a difference. Try parking in a PARKWISE location, about a ten minute walk away from the school. There are lots of benefits:

- You and your child can get fitter and healthier by walking
- Your child will be more alert in class
- It will reduce your Carbon Footprint
- Walking is free
- Your child will develop a greater awareness of their surrounding environment
- You won't get caught up in school run congestion
- Your child will gain vital road safety skills

Car Share

If you know someone in your locally who travels to the same school, why not arrange a car share? By sharing the car journeys to school you can save time and cut expensive fuel bills. You also help to reduce congestion at the school during the morning and afternoon peak times.

Did you know: One in five cars in the morning rush hour are taking children to school.

Cycle parking has been put in place at several schools across the borough. Why not try cycling to school with your child? Their bike can be locked up at the school and you both get exercise together.

Parking restrictions in the borough



Disabled badge holders only




Do not obstruct, point of access.



No waiting at any time



School zig zags



Bus stop



Permit holders only



No loading at any time



No loading at times indicated on plate

Eastleigh Borough Council,
Civic Offices, Leigh Road, Eastleigh,
Hampshire, SO50 9YN

T: 023 8068 8000
W: www.eastleigh.gov.uk
E: direct@eastleigh.gov.uk

This information can be provided in alternative formats including large print, audio tape, Braille and other languages by calling 023 8068 8000, emailing direct@eastleigh.gov.uk or texting 077 9787 7001