


# Eastleigh Borough Council

A great place to work and a great place to live



# Our Vision and Culture



We are proud of our reputation as a progressive Borough Council with a strong customer focus and a commitment to continuous development. With many pioneering initiatives we serve 120,000 people covering an area of more than 8,000 hectares.

Our borough stretches from Chandler's Ford in the north to the yachting centre of Hamble-le-Rice in the south. In addition to Eastleigh, the main town and administrative centre, the borough includes the parishes of Bishopstoke, Fair Oak and Horton Heath, West End, Hedge End, Botley, Bursledon, Hamble-le-Rice and Hound.



The Comprehensive Performance Assessment found Eastleigh to be a "Good" Council which is committed to improving the service it delivers to local people. The report also found Eastleigh to have high aspirations to improve the quality of life for the community, be innovative when trying to meet these and display strong leadership when doing so. Two new parishes – for Allbrook and for Chandler's Ford and Hiltingbury are to be established.



Our working environment is professional, progressive and friendly, with the emphasis on customer service. Investing in e-government is a priority and we now provide many services online on our website [www.eastleigh.gov.uk](http://www.eastleigh.gov.uk). We also have a commitment to the continuing development of our staff. Personal development programmes, performance appraisals, secondments and mentoring schemes, together with an excellent range of training, are all important features of our commitment to staff.

## Our Core Values

- Customer focus
- Integrity
- Honesty
- Openness
- Effectiveness

## Our Purposes

The Council exists to improve the quality of life for all local people. To achieve our purpose, we have set clear priorities to improve well-being and contribute to the achievement of sustainable development in the UK.



These priorities are:

- A clean and green borough: making a difference to our environment.
- A prosperous place: where everyone is able to share in prosperity and business can flourish.
- A healthy community: active and lively with a spirit of togetherness and well-being.

## Our Way of Working

We will achieve our priorities by:

- Community Involvement: involving local people in our activities and decisions, listening to their concerns and acting on the views and needs they express.
- Community Development: increasing the confidence and ability of groups and individuals to influence and control matters affecting them.
- Community Leadership: influencing the activities of other agencies and working in partnership with them, both inside and outside the borough, to meet the interests of local people.

## Local Area Approach

We have five Local Area Committees covering the communities in the borough.

Their principal aims are to:

- provide the opportunity for local people to have their say and be more involved in decision making.
- enable decisions to be made more quickly.
- enable better decisions to be made by Councillors with local knowledge.
- make Borough Councillors more accessible and accountable.



# Our Staffing Structure

The Management Team of four is responsible for providing leadership, direction, strategy, establishing resource priorities, appraising performance, networking and developing external relations and improving local governance.

The Chief Executive and three Corporate Directors work with Councillors around each of the eight Cabinet Portfolio themes, the Local Area approach and Scrutiny. Between them they also provide support, direction and overview for the Council's 15 Units:

Chief Executive • Culture • Building Control • Countryside & Trees • Customer Service & ICT • Development Control • Direct Services • Housing & Environmental Health • Financial Services • Human Resources • Legal & Democratic Services • Local Areas • Regeneration & Planning Policy • Revenue & Benefits • Transportation & Engineering

The heads of these units report directly into the Democratic Management arrangements.

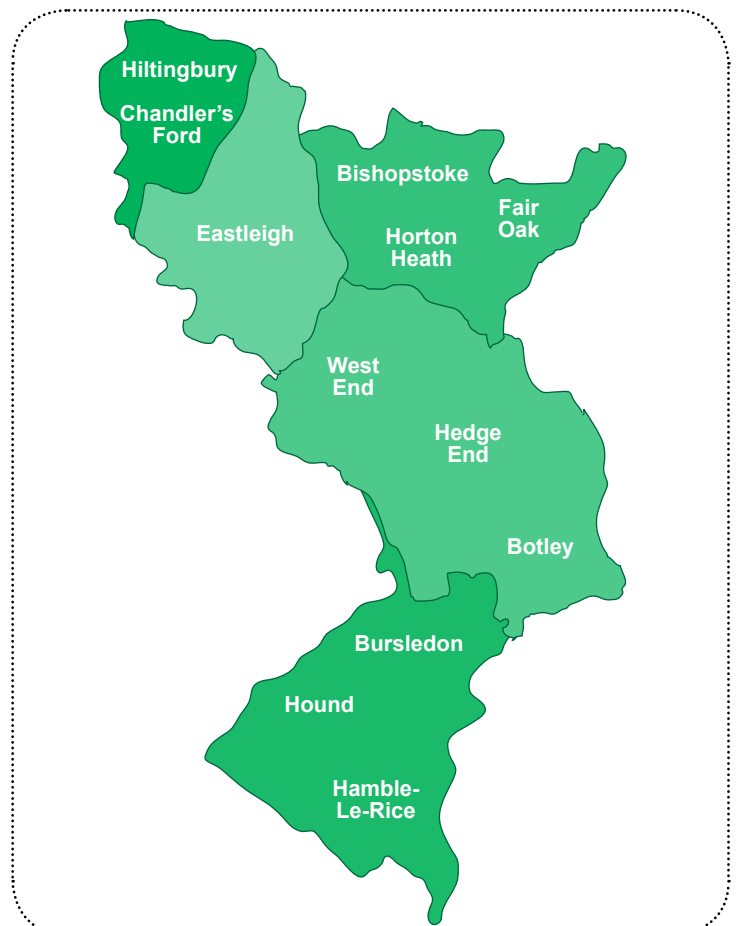
The Chief Executive's Unit comprises; Management Team, Communications & Civic, Executive PAs, Performance & Development and Sustainability. We promote a culture of empowerment, team and cross-team working. This approach is flexible yet focused on the achievement of our strategic objectives and programmes.

## Our Structure

We have a Local Area Approach with a Leader and Cabinet. The main elements are:

- Council: 44 Councillors agree the policy framework and overall community and corporate strategies, usually following proposals from the Cabinet.
- Cabinet: eight Councillors implement agreed policy, secure effective service delivery, and oversee the management of Council resources and assets.
- Eight Cabinet Portfolios: Regeneration & Resources, Environment, Health, Business & Skills, Leisure, Social Policy, Transport & StreetScene, Customer Service and ICT.

- Five Local Area Committees: responsible for local policy and matters including planning applications and planning enforcement, traffic management, environmental improvements, leisure facilities, local refuse collections and recycling. They use their own budgets to meet local circumstances.
- Administration Committee: deals with matters which cannot be determined by the Cabinet but are not appropriate to manage in Local Area Committee, such as some licensing issues, elections and electoral registration matters.
- Standards Committee: reviews codes of conduct and protocols and considers other ethics-related issues.
- Audit & Risk Management Committee: responsible for internal and external audit.
- Licensing Committee: responsible for liquor and other licensing functions under the Licensing Act 2003.
- Four Scrutiny Panels - Resources, Environment, Community Well-being and Prosperity: overview and scrutinise decisions made by the Cabinet and Local Area Committees.



# A Borough to Enjoy

The Borough of Eastleigh has a wealth of activities, events and recreational opportunities on its doorstep.

In Eastleigh the new £25 million leisure complex at the Swan Centre provides a multi-screen cinema and bowling centre. It highlights the Council's aspirations for regeneration of Eastleigh Town Centre. Sporting opportunities include golf, horse riding, walking, cycling, swimming, watersports and tennis. Eastleigh Borough is home to Hampshire County Cricket and The Royal Yachting Association headquarters. The Hamble River is renowned internationally as a mecca for yachting and sailing, and you can enjoy windsurfing, canoeing and fishing locally.

Fleming Park Leisure Centre in Eastleigh is widely recognised as one of the finest sports centres in Southern England, with extensive outdoor and indoor sports and fitness facilities. Since 2000 the Borough Council has undertaken a programme of new sports facilities development totalling over £16 million. For further details visit [www.eastleigh.gov.uk/pdf/Sports.pdf](http://www.eastleigh.gov.uk/pdf/Sports.pdf)

The Council's Countryside Service manages 320 hectares of countryside to ensure the conservation of its rich wildlife and historical interest and encourage recreational and educational use by all. You can enjoy numerous country walks plus trails within four very different country parks, to suit all ages and abilities. A variety of attractions across the borough put on a host of seasonal events and activities throughout the year which can be great fun for families, adults and children! For further details visit [www.eastleigh.gov.uk/countryside](http://www.eastleigh.gov.uk/countryside)

For more information about the area and other free leaflets visit [www.hamblevalley.com](http://www.hamblevalley.com)

Lovers of theatre, dance, music and public art will enjoy the events held at The Point with its thriving 300 seater theatre, and at The Concorde Club, renowned for international jazz. Public art sculptures and artwork make the region more attractive for local residents and visitors.


There is a range of clubs, societies and organisations providing for all interests from history and wildlife to model boats and aeroplanes.

The borough is also well provided with parks and

green spaces providing opportunities for active play or a quiet stroll.

A growing number of good quality restaurants, pubs and tea rooms can also be found in the area. Each year local produce, food and drink are celebrated at the Hamble Valley Food and Drink Festival.

For shopping, Hedge End is home to the largest combined Sainsburys/Marks & Spencer's in Europe, and Eastleigh itself boasts the Swan Centre indoor shopping complex. The towns and cities of Winchester, Southampton, Bournemouth and Portsmouth are within easy access, as is the New Forest, Isle of Wight and London. With Southampton International Airport within Eastleigh, a wide range of UK and European destinations are also easily reached.



# A Borough in which to Learn

There are two well respected Universities in Southampton - Southampton and Southampton Solent. More locally both Barton Peveril College (Sixth Form) and Eastleigh College (Further Education), are Beacon Colleges. With a variety of playschools, several infant and junior schools, seven comprehensive and three schools for children with special needs, Eastleigh offers a climate in which to learn.



# Local Economy

Eastleigh is a popular location for businesses of all shapes and sizes, not least because of the area's excellent transport links. Around 60,000 people are employed in more than 5,000 businesses in the borough. B&Q and Draper Tools have their head offices in the borough, with other major employers including Southampton International Airport, Fortis Insurance, Smiths Aerospace and Norwich Union Healthcare. Low unemployment (1.4%), excellent schools and an active workforce mean that Eastleigh has a prosperous economy.

Eastleigh's economy is changing. Once centred on the railway, the focus for new growth and development is on high technology and knowledge based businesses. Eastleigh Riverside will provide an excellent opportunity to help achieve this with one of the largest employment development sites in South East England, stretching from the east of the town centre to north of the airport. This 130 hectare site, together with the planned regeneration of the town centre, will allow Eastleigh's economy to thrive.

# Location and Communication

Our Civic Offices are located on the outskirts of Eastleigh Town Centre and are conveniently placed near junction 13 of the M3. Our Direct Services Unit is based at the Council's Depot in Hedge End, seven miles from the Civic Offices, close to M27 junction 7.

# Communications are Excellent

**Road:** The M3 provides rapid access to London, Heathrow and Gatwick, and the M27 ensures that Bournemouth and Portsmouth are within easy reach (30 minutes).

**Rail:** Mainline railway stations at Eastleigh and Southampton Airport (Parkway) provide regular services to London (approximately one hour). The Parkway station also provides an important rail link for the airport.

**Air:** Southampton International Airport, based in Eastleigh, is one of the country's fastest growing airports. As well as connections in the UK and Channel Islands, the airport serves many European destinations including Austria, Belgium, Eire, France, Germany, Spain and Switzerland.

**Sea:** The major sea ports of Southampton, Portsmouth and Poole offer easy access to Europe as well as local ferry services to the Isle of Wight.

Eastleigh Borough Council,  
Civic Offices, Leigh Road, Eastleigh, Hampshire,  
SO50 9YN

T: 023 8068 8000  
W: [www.eastleigh.gov.uk](http://www.eastleigh.gov.uk)  
E: [direct@eastleigh.gov.uk](mailto:direct@eastleigh.gov.uk)

This information can be provided in alternative formats including large print, audio tape, Braille and other languages by calling 023 8068 8000, emailing [direct@eastleigh.gov.uk](mailto:direct@eastleigh.gov.uk) or texting 07797 877001.